

PSI-120 DETAILED REPORT

This report provides scores and brief interpretations for each of the 8 personality traits and the 24 personal styles for both basic behavior (**BB**) and learned behavior (**LB**). The strength of these characteristics is determined as follows:

consistently characteristic...60 up for both BB and LB
 basically characteristic.....60 up for only BB
 currently characteristic.....60 up for only LB
 moderately characteristic....40-59 for both BB and LB
 occasionally characteristic...all other score combinations

A starred (**) interpretation identifies a behavior that is strongly emphasized or de-emphasized at the time of the evaluation and may indicate a source of learned or personal stress.

This report also contains "maps" that illustrate an individual's behavioral orientations as:

- (a) externally-oriented versus internally-oriented, and
- (b) stability-oriented versus change-oriented.

Additional Information

The supplemental data listed below may be useful to a psychologist or counselor knowledgeable about the Personal Styles Inventory. Additional information is available from other reports including the **Linear Report** and the **Insight Report**.

Predispositions: A percentage score of 37 or higher indicates a predisposition to respond often by emotion, or by action, or by thinking. Most individuals have percents between 20 and 46.

Response set: A score higher than 50 indicates the person has answered more than half of the Inventory items as "Like Me." Four or more scores between 35 and 75 are common and supportive of valid Inventory results.

Standard Deviation (SD): Four or more scores between 16 and 34 are supportive of test validity.

	<u>PREDISPOSITIONS: Percent</u>		<u>VALIDITY INFORMATION</u>			
	<u>Of items endorsed</u>		<u>Response set</u>		<u>SD of scores</u>	
	BB	LB	BB	LB	BB	LB
emotion	28%	29%	43	44	18	37
action	29%	37%	44	56	16	26
thinking	<u>43%</u>	<u>35%</u>	66	53	24	36
	100%	100%				

Correlation:

24 basic styles with learned styles: 0.53 (0.56 for adjusted scores)

8 basic traits with learned traits: 0.60 (0.65 for adjusted scores)

Style correlation of .35 and higher is supportive of overall test validity.

Trait correlation of .35 and higher is supportive of validity of trait scores.

PSI-120 DETAILED REPORT: Personality Traits

(Based on Personal Styles of emotion, action, and thinking)

BB Represents basic behaviors

LB Represents learned behaviors

<u>Personality Trait</u>	<u>BB</u>	<u>LB</u>	<u>Interpretation</u>
Supporting, preserving	32	32	occasionally sympathetic, agreeing and traditional
Encouraging, facilitating	40	35	occasionally enthusiastic, sociable and decisive
Promoting, inspiring	64	46	basically expansive, excitement-seeking and imaginative
Creating, designing	70	60	consistently confronting, venturing and innovative
Improvising, inquiring	62	62	consistently self-willed, restless and questioning
Evaluating, investigating	52	65	currently reserved, self-directed and analytical
Applying, constructing	40	57	moderately modest, self-motivated and practical-minded
Systematizing, arranging	35	40	occasionally patient, organizing and focused

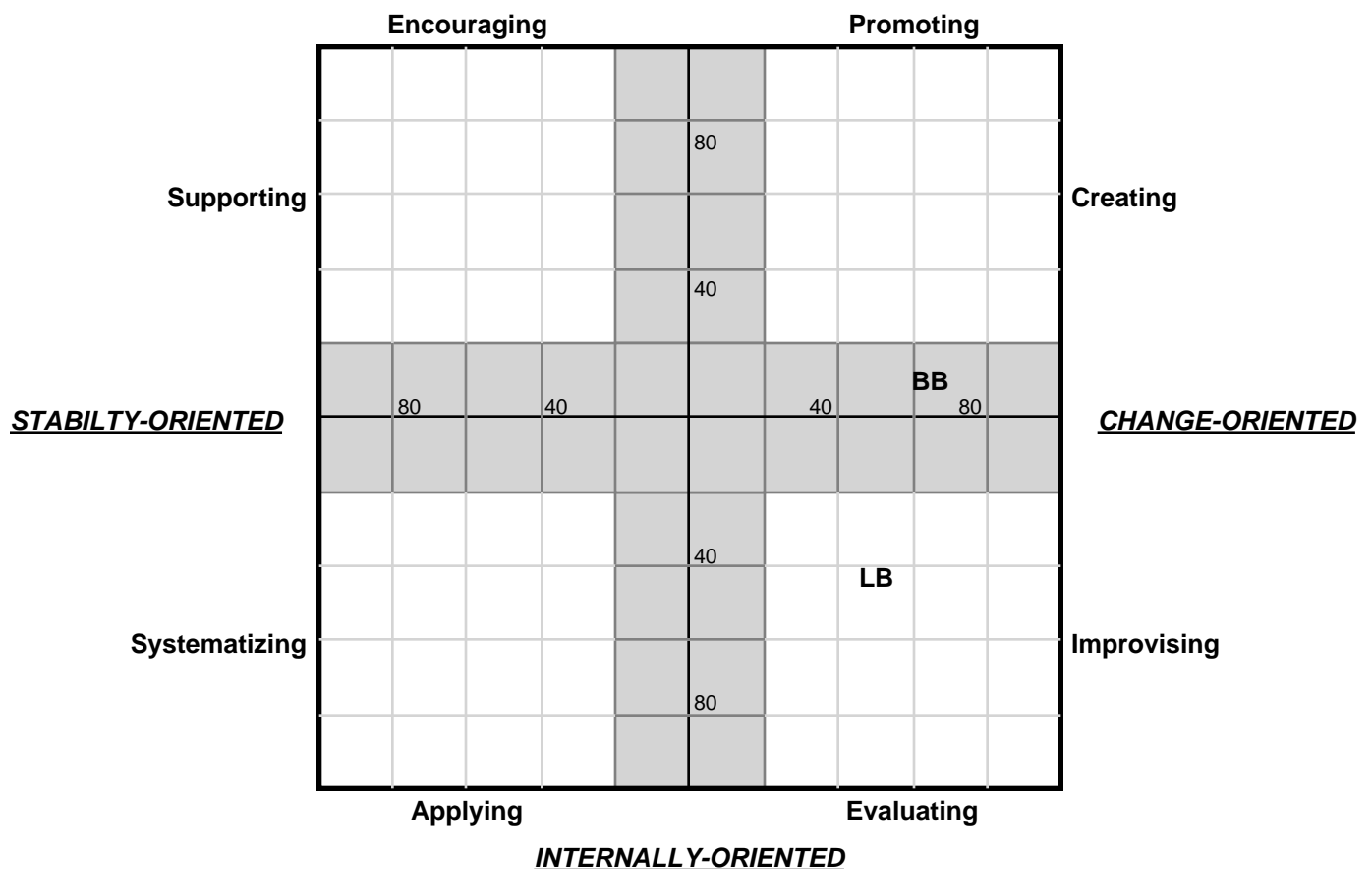
MAP OF PERSONALITY TRAIT TENDENCIES:

External vs Internal and Stability vs Change Behavioral Orientations

BB Represents the basic behavioral orientation

LB Represents the learned behavioral orientation

EXTERNALLY-ORIENTED



(**BB** coordinates = 64, 11; **LB** coordinates = 50, -41)

Distance of code from center of map indicates strength of an orientation.

PSI-120 DETAILED REPORT: Styles of Action

BB Represents basic behaviors
LB Represents learned behaviors

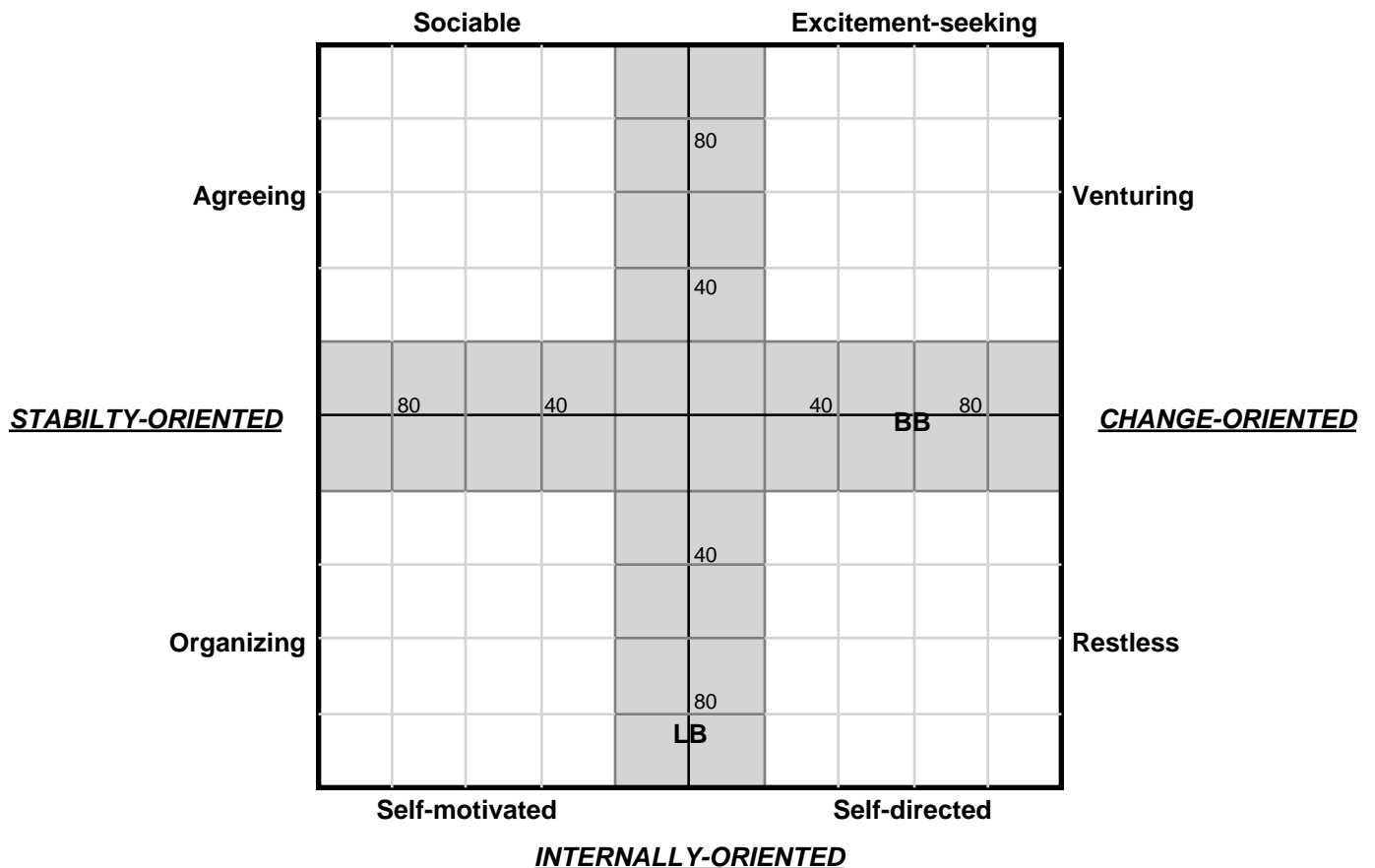
<u>Personal Style</u>	<u>BB</u>	<u>LB</u>	<u>Interpretation</u>
Agreeing, accommodating	29	40	occasionally comfortable in organized group activities
Sociable, affiliating	24	32	occasionally outgoing and sociable
Excitement-seeking, uninhibited	49	40	moderately energetic and fun-loving
Venturing, daring	69	48	basically bold and daring
Restless, searching	59	57	moderately needs variety and "elbow-room"
Self-directed, solitary	44	73	currently self-sufficient and comfortable working alone
Self-motivated, persevering	29	82	**currently absorbed in one's own activities
Organizing, cautious	39	65	**currently makes an effort to be neat and orderly

MAP OF TENDENCIES FOR DOING THINGS:

External vs Internal and Stability vs Change Behavioral Orientations

BB Represents the basic behavioral orientation
LB Represents the learned behavioral orientation

EXTERNALLY-ORIENTED



(**BB** coordinates = 59, 0; **LB** coordinates = 0, -83)
 Distance of code from center of map indicates strength of an orientation.

PSI-120 DETAILED REPORT: Styles of Thinking

BB Represents basic behaviors
LB Represents learned behaviors

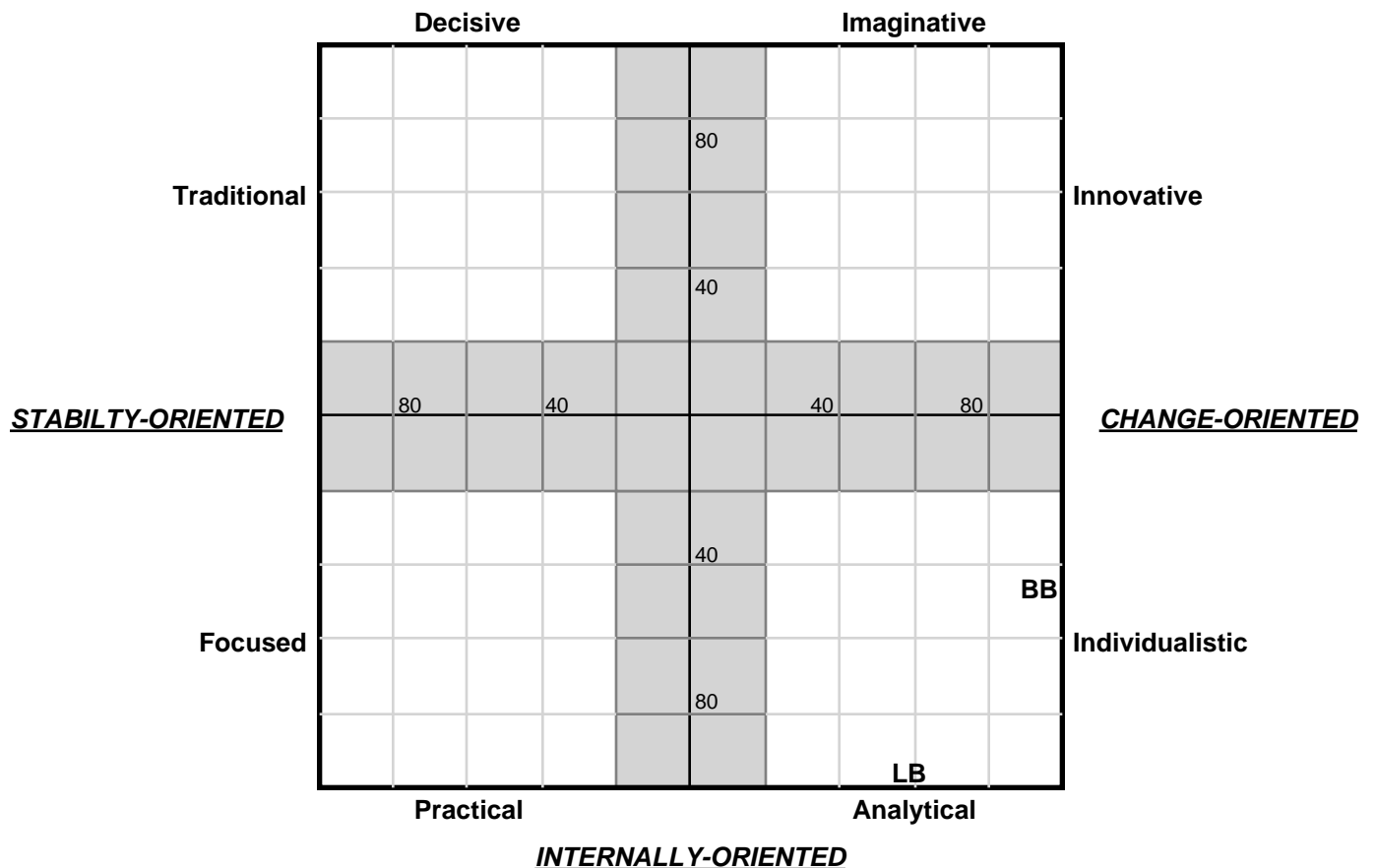
<u>Personal Style</u>	<u>BB</u>	<u>LB</u>	<u>Interpretation</u>
Traditional, conventional	24	23	occasionally accepting of the way things are usually done
Decisive, ideological	44	15	occasionally accepting of authority, following expectations dutifully
Imaginative, abstract	74	32	**basically imaginative, thinking of what could be
Innovative, original	89	57	basically thinks of innovative and novel ideas
Individualistic, questioning	79	73	consistently re-evaluating ways of doing things
Analytical, skeptical	89	82	consistently analytical, trying things out personally
Practical, realistic	74	82	consistently realistic, using a common-sense approach to problems
Focused, systematic	44	48	moderately thinks about things in a planful, organized way

MAP OF THINKING TENDENCIES:

External vs Internal and Stability vs Change Behavioral Orientations

BB Represents the basic behavioral orientation
LB Represents the learned behavioral orientation

EXTERNALLY-ORIENTED



(**BB** coordinates = 99, -45; **LB** coordinates = 58, -116)
 Distance of code from center of map indicates strength of an orientation.